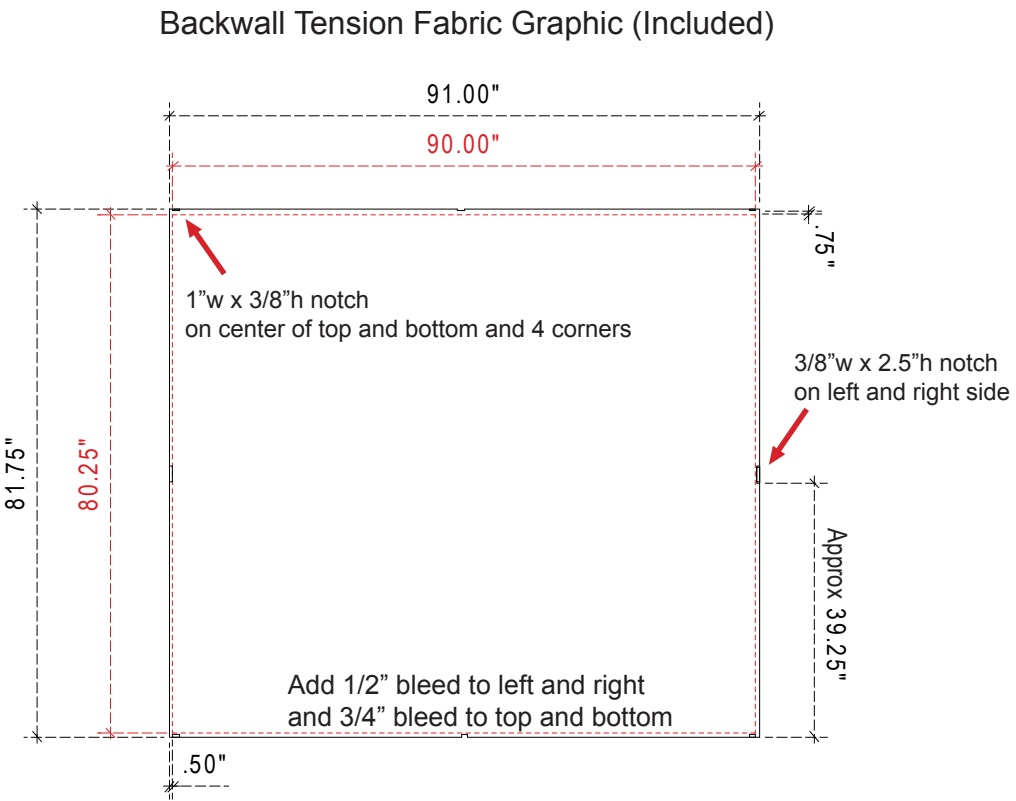


Product Name: VK-1217
Process: Colossus 8-Color
Material: Poly Knit 9
Effective Date: 09/20/13

NOTE: Graphic files must be @ 150 dpi Finished Size.
DO NOT send Flattened Files. Production can not manipulate
the content, proportion or color of these files.



Finished Size: 91"w x 81.75"h
Live Area: 90"w x 80.25"h

Sew 1/2" hook Velcro into front perimeter

NOTE: These dimensions are for graphic layout purposes.
Graphic needs to be cut and test fitted to Sacagawea frame.



Sacagawea **Serpentine Canopy** Structure Dims VK-1217

NOTE: Graphic files must be @ 150 dpi Finished Size.
DO NOT send Flattened Files. Production can not manipulate
the content, proportion or color of these files.

Single Sided: NO
Double Sided: YES

Fabric Option

Knit 9
Unprinted Twill

Print/Cut Size

117" (w) X 38" (h)
116.5" (w) X 37.5" (h)

Final Size

116" (w) X 19" (h)
115.5" (w) X 18.75" (h)

Zipper Length

115.5"
115.5"

Sewing Instructions:

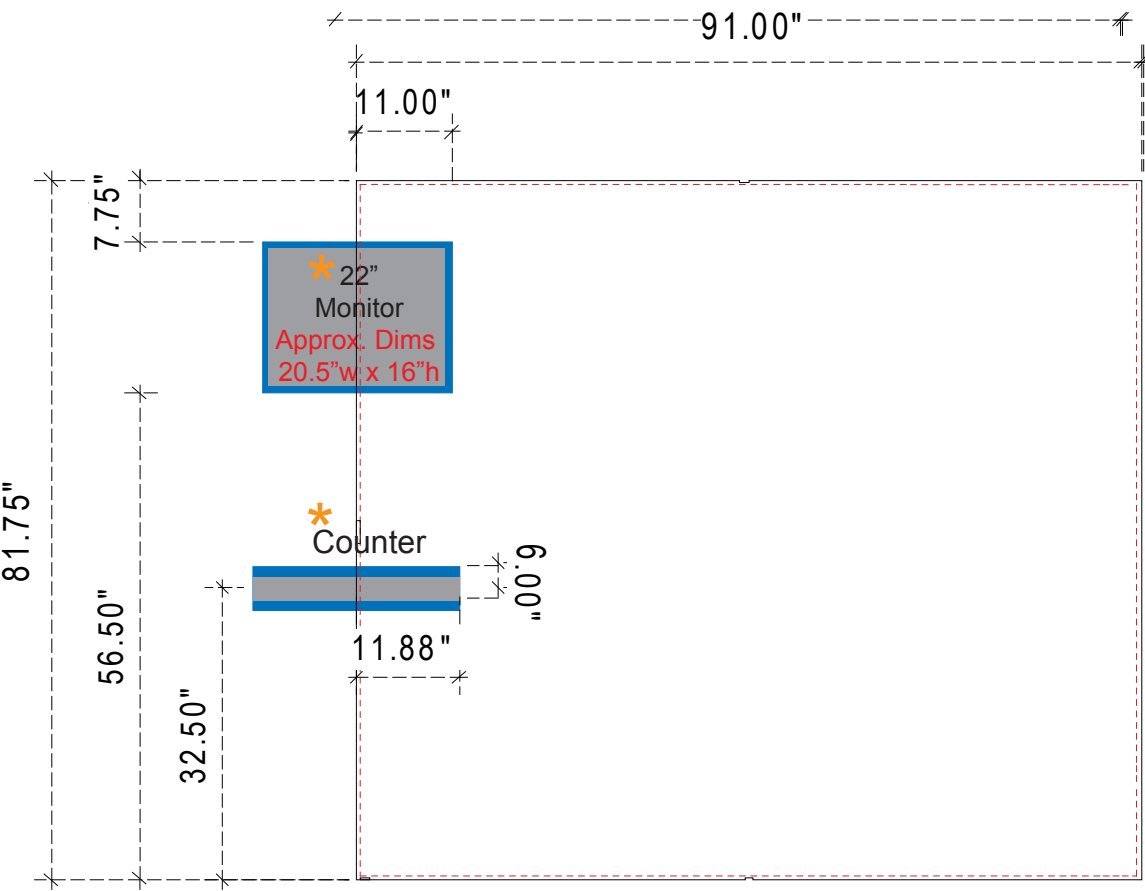
Zipper sewn across top.
Seam sides using a 1/2" seam.
Test hang on frame.

NOTE: These dimensions are for graphic layout purposes.
Graphic needs to be cut and test fitted to Sacagawea frame.

Product Name: VK-1217
Process: See Below
Material: See Below
Effective Date: 09/20/13

Product Name: VK-1217
Process: Colossus 8-Color
Material: Poly Knit 9
Effective Date: 09/20/13

NOTE: Graphic files must be @ 150 dpi Finished Size.
DO NOT send Flattened Files. Production can not manipulate the content, proportion or color of these files.



Blue Area indicates 3/4" bleed area around the counter and the monitor

Monitors can be positioned on left or right side of 10ft unit.

NOTE: When adding Monitors and Counters to the Sacagawea unit, portions of the graphic will be covered. Please design graphic layout according to suggested locations.
-See Header Graphic Dims for header locations.*

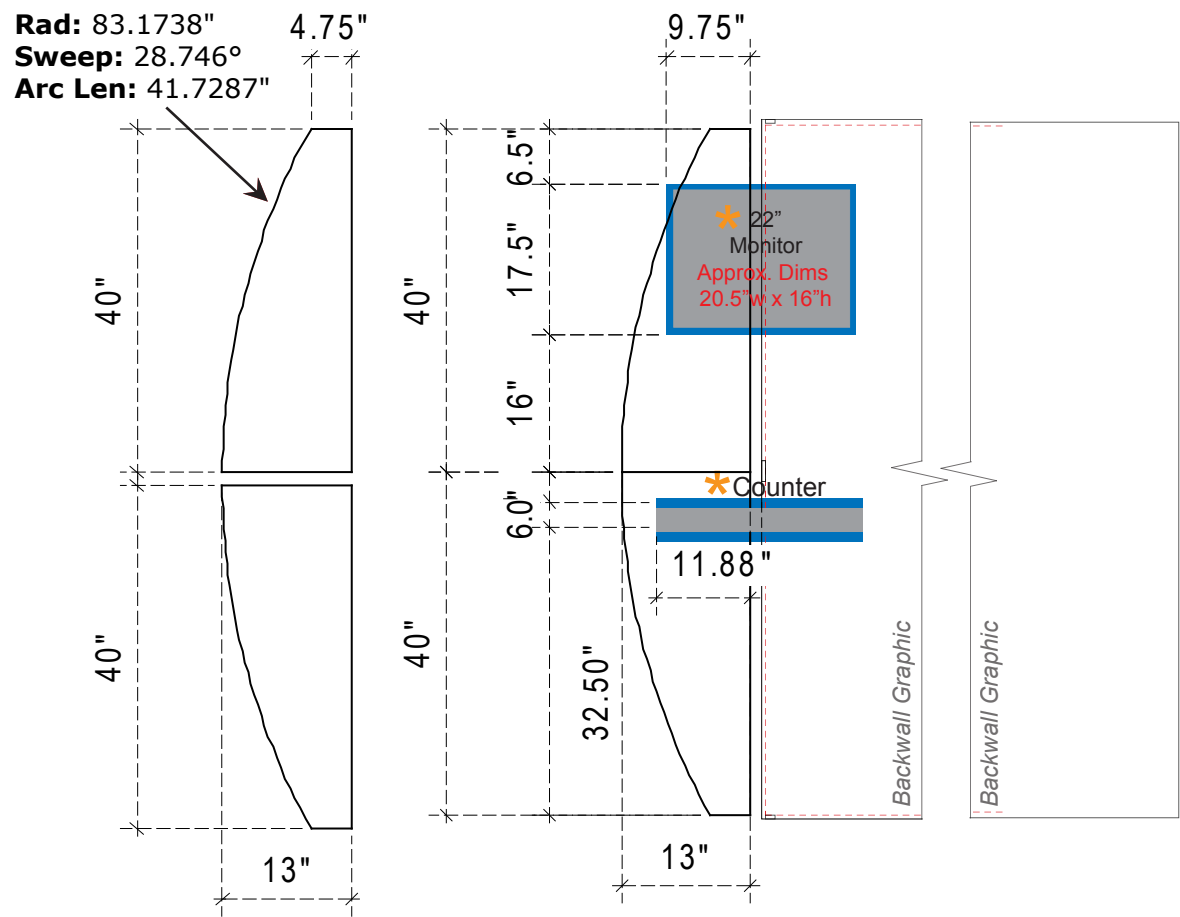
NOTE: These dimensions are for graphic layout purposes. Graphic needs to be cut and test fitted to Sacagawea frame.

Product Name: VK-1217
Process: Direct Print
Material: 1/8" Sintra or Plex
Effective Date: 09/20/13

NOTE: Graphic files must be @ 150 dpi Finished Size.
DO NOT send Flattened Files. Production can not manipulate the content, proportion or color of these files.

A small portion of your graphic(s) may be hidden by monitor and counter. Please use these diagrams to position your graphics correctly.

Convex Wing for T-Series
20' Unit includes (2) Bottom Panels and (2) Upper Panels



Blue Area indicates 3/4" bleed
area around the counter and the monitor



LTK-1001 Counter with
Locking door and Shelf

NOTE: These dimensions are for graphic layout purposes.
Graphic needs to be cut and test fitted to Sacagawea frame.